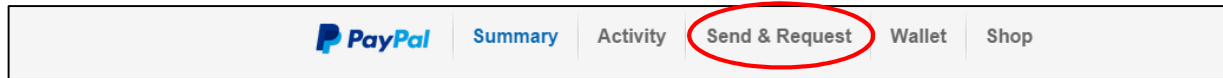
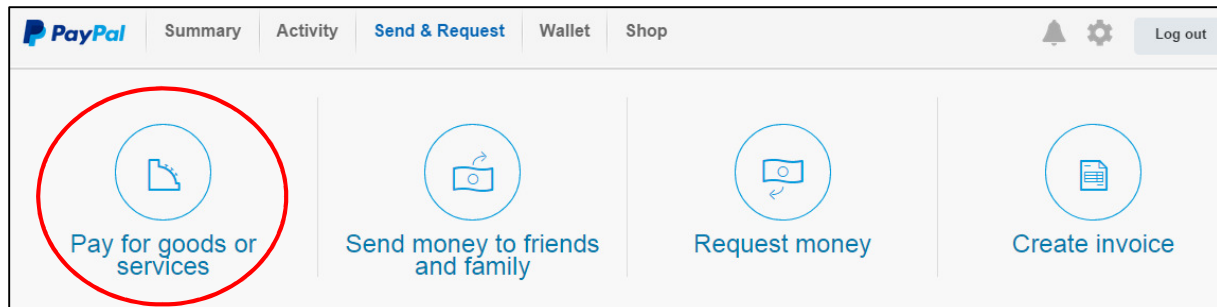


BMWBMW Payment via PayPal

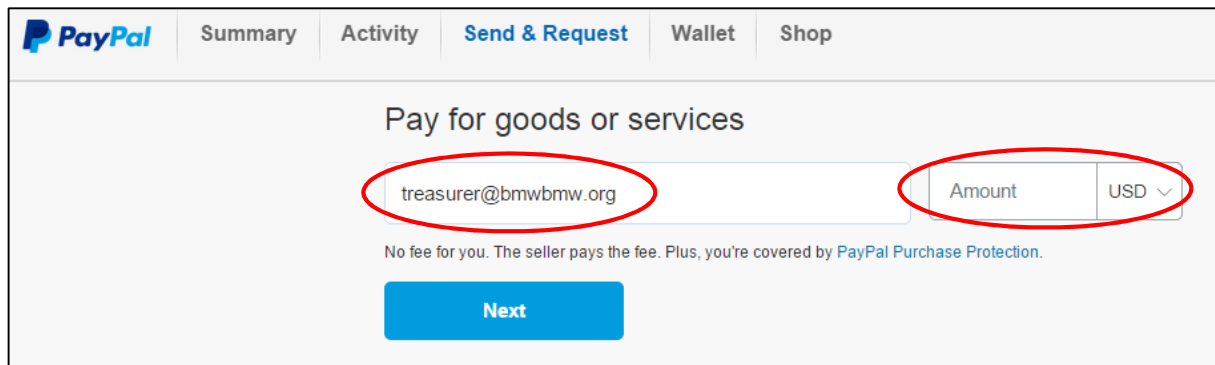
1. Log in to your PayPal.com account.
2. Select “Send & Request” at the very top of the page:



3. Select “Pay for Goods or Services”:



4. Enter the BMWBMW Treasurer’s E-mail and the Amount of Payment:



5. Select “Next” and review payment information. Under “Add a Note (optional)”, include your name and enough information so that the Treasurer can link your payment to your account. Additionally, please send the treasurer an e-mail (treasurer@bmwbmw.org) to let him know that you have submitted payment via PayPal.
6. If payment is for membership, please include the Membership Chair (membership@bmwbmw.org) on the e-mail.
7. Submit payment! Done.